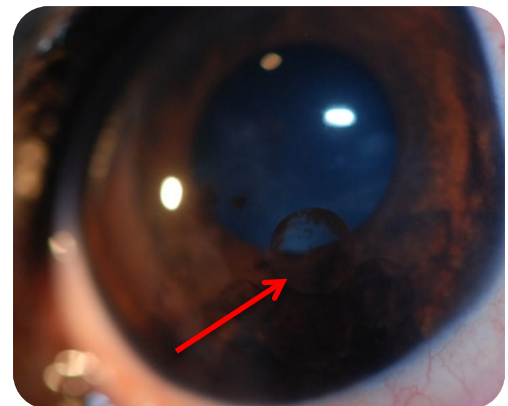
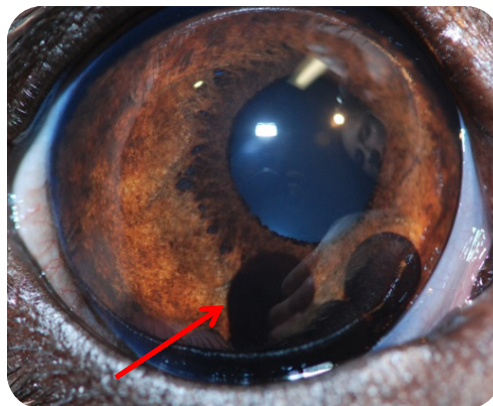
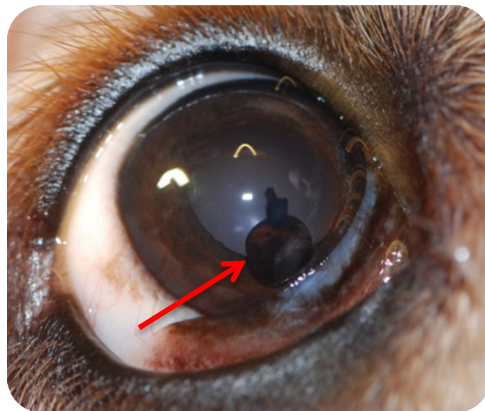


Iris cysts

Iris cysts are benign, fluid filled cysts that form in certain young purebred dogs or in some dogs and cats as they age. An iris cyst originates from the tissue on the backside of the iris and then iris).

These cysts typically do not adversely affect vision or ocular health unless numerous cysts form and rupture, cause inflammation and bleeding within the eye. If this occurs, surgical treatments are available to remove any remaining cysts and minimize risks of further problems occurring.



Dr. Franck Ollivier, DMV, Ph.D, DACVO and DECVO
Specialist in veterinary ophthalmology (FR)